

Introductory sub-table (I)(a)


Name of the Company: Videocon Industries Limited			
Scrip Code, Name of the scrip, class of security: BSE- 511389/ NSE - VIDEOIND, Equity Shares			
Quarter ended: 30th June, 2011			
Partly paid-up shares:-	No. of partly paid-up shares	As a % of total no. of partly paid-up shares	As a % of total no. of shares of the company
Held by promoter/promoter group	-	-	-
Held by public	21,602	100.00	-
Total - D	21,602	100.00	-
Outstanding convertible securities:-	No. of outstanding securities	As a % of total no. of outstanding convertible securities	As a % of total no. of shares of the company, assuming full conversion of the convertible securities
Held by promoter/promoter group	-	-	-
Held by public	45,316,663	100.00	13.05
Total - E	45,316,663	100.00	13.05
Warrants:-	No. of warrants	As a % of total no. of warrants	As a % of total no. of shares of the company, assuming full conversion of warrants
Held by promoter/promoter group	-	-	-
Held by public	-	-	-
Total - F	-	-	-
Total paid-up capital of the company, assuming full conversion of warrants and convertible securities (Grand Total (A+B+C) + (E+F))			347,280,297



(I) (a) Statement Showing Share Holding Pattern

Name of the Company : VIDEOCON INDUSTRIES LIMITED		
Scrip Code : BSE-511389/NSE-VIDEOIND	Security Class : Equity shares Rs 10/-	As On: 30.06.2011

Category code	Category of Shareholder	Number of Shareholders	Total Number of Shares	Number of Shares in Demat Form	Total shareholding as a Percentage of total Number of Shares		Shares pledged or otherwise encumbered	
					As a percentage of (A+B)	As a percentage of (A+B+C)	Number of Shares	As a percentage to total no of shares (IX)= (VIII)/(IV)*100
(I)	(II)	(III)	(IV)	(V)	(VI)	(VII)	(VIII)	(IX)
(A)	Share holding of Promoter and Promoter Group							
1	Indian							
(a)	Individuals / Hindu Undivided family	10	509,009	509,009	0.18	0.17	0	0.00
(b)	Central Govt./ State Govt.(s)	-	-	-	-	-	-	-
(c)	Bodies Corporate	35	206,218,687	205,773,093	71.77	68.29	131,807,407	63.92
(d)	Financial Institutions/ Banks	-	-	-	-	-	-	-
(e)	Any Other (firm)	1	50,624	-	0.02	0.02	-	0.00
	Sub - Total (A) (1)	46	206,778,320	206,282,102	71.96	68.48	131,807,407	63.74
(2)	Foreign							
(a)	Individuals (Non -Resident Individuals / Foreign Individuals)	-	-	-	-	-	-	-
(b)	Bodies Corporate	-	-	-	-	-	-	-
(c)	Institutions	-	-	-	-	-	-	-
(d)	Any Other (specify)	-	-	-	-	-	-	-
	Sub - Total (A) (2)	-	-	-	-	-	-	-
	Total Share holding of Promoter and Promoter Group (A) = (A)(1)+(A)(2)	46	206,778,320	206,282,102	71.96	68.48	131,807,407	63.74



Category code	Category of Shareholder	Number of Shareholders	Total Number of Shares	Number of Shares in Demat Form	Total shareholding as a Percentage of total Number of Shares		Shares pledged or otherwise encumbered	
					As a percentage of (A+B)	As a percentage of (A+B+C)	Number of Shares	As a percentage to total no of shares (IX)= (VIII)/(IV)*100
(I)	(II)	(III)	(IV)	(V)	(VI)	(VII)	(VIII)	(IX)
(B)	Public Share holding						NA	NA
(1)	Institutions						NA	NA
(a)	Mutual Funds / UTI	23	1,553,316	1,551,993	0.54	0.51		
(b)	Financial Institutions/Banks	38	10,203,570	10,190,543	3.55	3.38		
(c)	Central Govt./ State Govt.(s)	-	-	-	-	-		
(d)	Venture Capital Funds	-	-	-	-	-		
(e)	Insurance Companies	6	18,247,250	18,247,250	6.35	6.04		
(f)	Foreign Institutional Investors	96	8,011,645	8,005,734	2.79	2.65		
(g)	Foreign Venture Capital Investors	-	-	-	-	-		
(h)	Any Other(specify) NRIs	1,194	254,127	250,060	0.09	0.08		
	Sub - Total (B) (1)	1,357	38,269,908	38,245,580	13.32	12.67		
(2)	Non- Institutions						NA	NA
(a)	Bodies Corporate	2,537	33,103,465	31,631,729	11.52	10.96		
(b)	Individuals							
	i. Individuals Shareholders holding nominal share capital upto Rs. 1 Lakh	339,081	6,486,991	5,070,708	2.26	2.15		
	ii Individual Shareholders holding nominal share capital in excess of Rs. 1 lakh	73	2,712,885	2,647,085	0.94	0.90		
(c)	Any Other(specify)							
	Sub - Total (B) (2)	341,691	42,303,341	39,349,522	14.72	14.01		
	Total Public Share holding							
	B= (B)(1)+(B)(2)	343,048	80,573,249	77,595,102	28.04	26.68	NA	NA
	TOTAL (A) + (B)	343,094	287,351,569	283,877,204	100.00	95.16		
(C)	Shares held by Custodians and against which Depository Receipt have been issued							
1	Promoter and Promoter Group	-	-	-	-	-	-	-
2	Public	2	14,612,065	14,606,605	NA	4.84	NA	NA
	Sub - Total (C)	2	14,612,065	14,606,605	NA	4.84	NA	NA
	*GRAND TOTAL (A)+(B)+(C)	343,096	301,963,634	298,483,809	NA	100.00	131,807,407	43.65


*Includes 21,602 partly paid-up equity shares of Rs. 5/- each issued on Rights Basis on 22nd April, 2010.



(f) (b) Statement showing Shareholding of persons belonging to the category " Promoter and Promoter Group".


Sr. No.	Name of Shareholder	Total Shares Held		Shares pledged or otherwise encumbered		
		Number	As a % of grand total (A)+(B)+(C)	Number	As a percentage	As a % of grand total (A)+(B)+(C)
(I)	(II)	(III)	(IV)	(V)	(VI)= (V)/(III)*100	(VII)
INDIVIDUALS/HINDU UNDIVIDED FAMILY						
1	R N DHOOT	134,592	0.04	-	-	-
2	P N DHOOT	156,808	0.05	-	-	-
3	V N DHOOT	89,575	0.03	-	-	-
4	KESHARBAI DHOOT	8,210	0.00	-	-	-
5	SUSHMA DHOOT	14,342	0.00	-	-	-
6	N P DHOOT	14,934	0.00	-	-	-
7	R V DHOOT	14,097	0.00	-	-	-
8	ANIRUDHA DHOOT	8,098	0.00	-	-	-
9	SAURABH DHOOT	18,088	0.01	-	-	-
10	AKSHAY R DHOOT	50,265	0.02	-	-	-
BODIES CORPORATES						
1	DOME-BELL ELECTRONICS INDIA PVT LTD	18,928,508	6.27	9,675,000	81.11	3.20
2	WALUJ COMPONENTS PVT LTD	234,857	0.08	-	-	-
3	CENTURY APPLIANCES PRIVATE LTD	1,283,110	0.43	-	-	-
4	SHREE DHOOT TRADING AND AGENCIES LTD	26,015,207	8.62	18,062,000	69.43	5.98
5	ELECTROPARTS (INDIA) PVT LTD	611,110	0.20	-	-	-
6	FORCE APPLIANCES PVT LTD	1,222,222	0.40	-	-	-
7	EQUITY INVESTMENTS PVT LTD	59,644	0.02	-	-	-
8	YAKME FINANCE & INVESTMENT PVT LTD	53,654	0.02	-	-	-
9	KAIL LTD	4,836,110	1.60	4,800,000	99.25	1.59
10	CLUSTER TRADE & INVESTMENTS PVT LTD	45,100	0.01	-	-	-
11	KOALA HOLDINGS PVT LTD	39,966	0.01	-	-	-
12	TAPTI HOLDINGS PVT LTD	35,566	0.01	-	-	-
13	VALUE INDUSTRIES LIMITED	435,411	0.14	-	-	-
14	SOUTHWEST INVESTMENTS PVT LTD	11,122	0.00	-	-	-
15	THE INVEX PVT LTD	1,832	0.00	-	-	-
16	GREENFIELD APPLIANCES PRIVATE LIMITED	15,712,140	5.20	13,553,761	86.26	4.49
17	TEKCARE INDIA PVT LTD	9,270,877	3.07	1,925,000	20.76	0.64
18	SYNERGY APPLIANCES PRIVATE LIMITED	16,010,575	5.30	10,911,010	68.15	3.61
19	PLATINUM APPLIANCES PRIVATE LIMITED	15,604,666	5.17	3,550,000	22.75	1.18
20	SOLITAIRE APPLIANCES PRIVATE LIMITED	11,458,330	3.79	4,425,000	38.62	1.47
21	SYNLENE FABRICS LTD	28,942	0.01	-	-	-
22	AUSHERRA PROPERTIES & INVESTMENTS PVT LTD	6,250,000	2.07	6,250,000	100.00	2.07
23	JULETTA PROPERTIES & FINVEST PVT LTD	6,250,000	2.07	6,250,000	100.00	2.07
24	ARMACOAT PROPERTIES & INVESTMENT PVT LTD	6,250,000	2.07	6,250,000	100.00	2.07
25	ACACIA PROPERTIES & INVESTMENTS PVT LTD	6,250,000	2.07	6,250,000	100.00	2.07
26	TANGENT ELECTRONICS PVT LTD	12,222,220	4.05	7,200,000	58.91	2.38
27	TREND ELECTRONICS LIMITED	3,106,478	1.03	2,833,976	91.23	0.94
28	STATEBANK OF HYDERABAD(LIEN)*	143,860	0.05	143,860	100.00	0.05
29	NEETU FINANCIAL SERVICES PVT LTD	211,739	0.07	-	-	-
30	HOLLY- HOCK INVESTMENTS PVT LTD	77,830	0.03	-	-	-
31	VIDEOCON REALTY AND INFRASTRUCTURES LTD	37,116,495	12.29	24,627,800	66.35	8.16
32	EVANS FRASER AND CO. (INDIA) LIMITED	4,763,911	1.58	4,600,000	96.56	1.52
33	NIPPON INVESTMENT & FINANCE CO PVT LTD	768,579	0.25	500,000	65.06	0.17
34	VIDEOCON INDIA LIMITED	705,640	0.23	-	-	-
35	LEO COMMUNICATIONS PVT LTD	192,986	0.06	-	-	-
OTHERS (FIRM)						
1	M/S AUTOCARS	50,624	0.02	-	-	-
TOTAL		206,778,320	68.48	131,807,407		43.65

* Dome-Bell Electronics India Pvt Ltd pledged 1,39,260 shares, Akshay R. Dhoot pledged 4,000 shares and Sushma R. Dhoot pledged 600 shares in favour of State Bank of Hyderabad on 28/06/1998




(I) (c) Statement showing Shareholding of persons belonging to the category "Public" and holding more than 1 % of the total number of shares

Sr. No.	Name of the shareholder	Number of Shares	Shares as a % of total number of shares { i.e., Grand Total (A)+(B)+(C)}
1	LIFE INSURANCE CORPORATION OF INDIA	15,256,515	5.05
2	IDBI BANK LIMITED	4,986,406	1.65
3	IFCI LIMITED	3,186,068	1.06
3	BENNETT, COLEMAN AND COMPANY LIMITED	14,090,500	4.67
	TOTAL	37,519,489	12.43



(l) (d) Statement showing details of Locked-in shares

Sr. No.	Name of the shareholder	Category of Shareholder	Number of Locked-in Shares	Locked -in Shares as a % of total number of shares { i.e., Grand Total (A)+(B)+(C)}
1	LIFE INSURANCE CORPORATION OF INDIA	PUBLIC	934,688	0.31
2	IDBI BANK LIMITED	PUBLIC	4,986,406	1.65
3	ING VYSYA BANK LIMITED	PUBLIC	373,900	0.12
4	ORIENTAL BANK OF COMMERCE	PUBLIC	934,730	0.31
5	STATE BANK OF PATIALA	PUBLIC	311,576	0.10
6	BENNETT, COLEMAN AND COMPANY LIMITED	PUBLIC	11,765,000	3.90
	TOTAL		19,306,300	6.39



(II) (a) Statement showing details of Depository Receipts(DRs)

Sr. No.	Type of outstanding DR (ADRs, GDRs,SDRs,etc.)	Number of outstanding DRs	Number of Shares underlyingDRs	Shares underlying outstanding DRs as a % of total number of shares { i.e., Grand Total (A)+(B)+(C)}
1	GDR'S	14,606,605	14,606,605	4.84
2	GDR'S	5,460	5,460	0.00
	TOTAL	14,612,065	14,612,065	4.84

(II) (b) Statement showing holding of Depository Receipts (DRs) , where underlying shares are in excess of 1% of the total number of shares

Sr. No.	Name of the DR Holder	Type of outstanding DR (ADR, SDRs,etc.)	Number of Shares underlying outstanding DRs	Shares underlying outstanding DRs as a % of total number of shares { i.e., Grand Total (A)+(B)+(C)}
1	DEUTSCHE BANK TRUST COMPANY AMERICAS	GDR'S	14,606,605	4.84
	TOTAL		14,606,605	4.84

